

# Intelligent Traffic System

## Products and Solutions

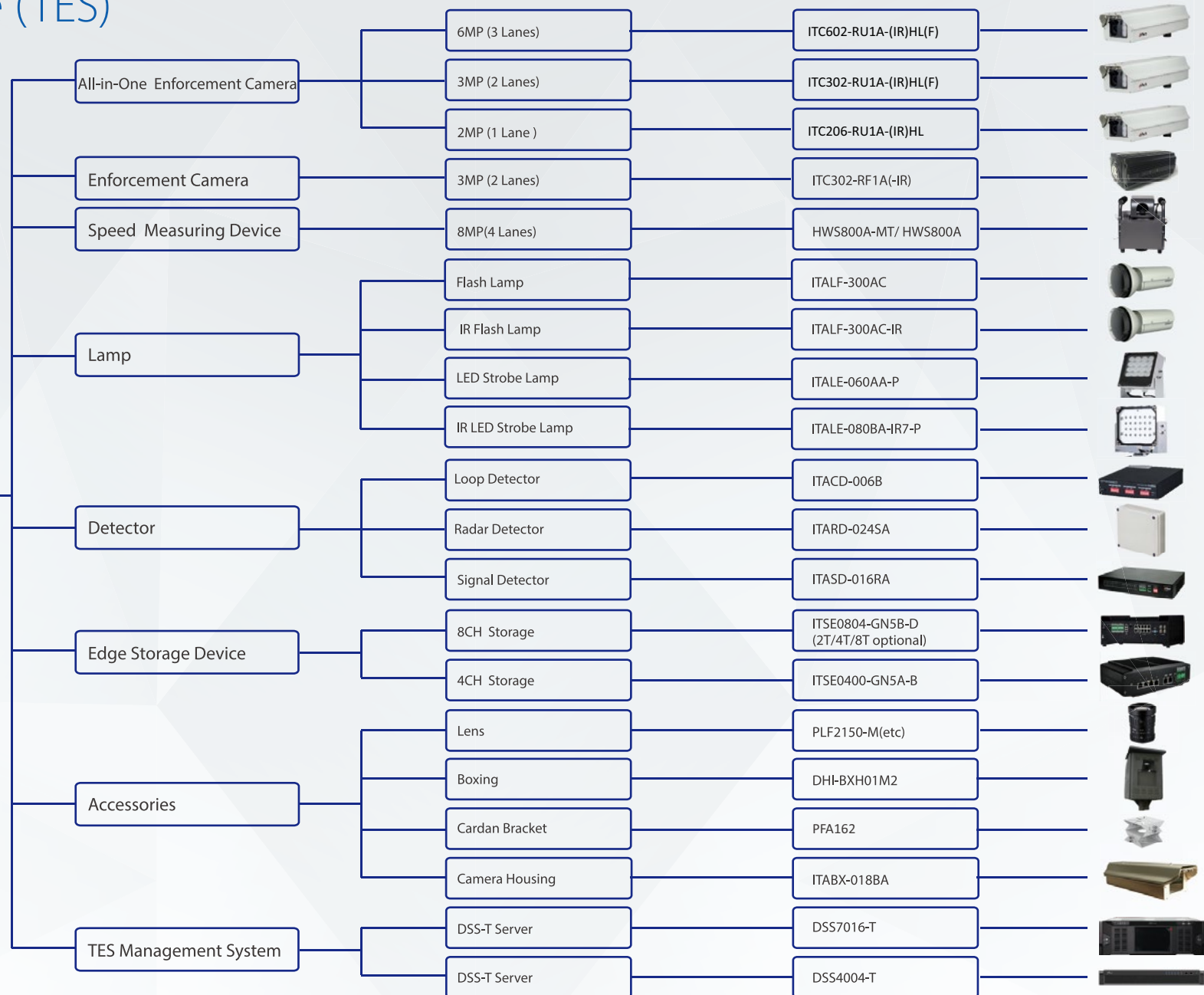
2017 Version 2

# CONTENTS

● <b>Traffic Enforcement System Products</b>	02 - 08
All-in-One Enforcement Camera Enforcement Camera Speed Measuring System Lamp/ Detector/ Edge Storage Device Accessories & TES Management System	
● <b>Traffic Signal System Products</b>	09 - 12
Traffic Light Traffic Signal Controller Traffic Flow Analytics Camera Accessories	
● <b>Parking System Products</b>	13 - 17
Access ANPR Camera Digital Barrier Spot Detection Camera Ticket Controller Guidance Screen Accessories & Parking Management System	
● <b>Mobile System Products</b>	18 - 23
Mobile NVR/ CVR/ DVR Mobile IPC/ HDCVI/ Analog Camera Accessories	
● <b>Solution</b>	24 - 29
ANPR Solution Traffic Signal Solution Red Light Enforcement Solution Speed Measuring Solution Parking Solution Mobile Surveillance Solution	
● <b>Success Cases</b>	30 - 30

# Product Guide (TES)

## Traffic Enforcement System



## Traffic Enforcement System Products

- A proven solution, reduce traffic violations and save lives
- Help transportation authorities to relief traffic load
- Includes the ANPR system for tolling, red light enforcement, point & section speed enforcement, bus lane enforcement, change lane, press line, retrograde violation and etc.
- High reliable system design, flexible to deploy




All-in-One Enforcement Camera				
	6 MP Camera (All-in-One)		3 MP Camera (All-in-One)	
	ITC602-RU1A-HL	ITC602-RU1A-IRHL(F)	ITC302-RU1A-HL	ITC302-RU1A-IRHL(F)
Model				
Image Sensor	1" CCD	1" CCD	1/1.8" CCD	1/1.8" CCD
Max. Resolution	6.8MP (3392x2008)	6.8MP (3392x2008)	3MP (2048x1536)	3MP (2048x1536)
Monitor Lane	1~3 lanes	1~3 lanes	1~2 lanes	1~2 lanes
Speed Range	0~200km/h	0~200km/h	0~200km/h	0~200km/h
Licence Plate Recognition (LPR)	Support	Support	Support	Support
Vehicle Color and Type Recognition	Customizable	Customizable	Customizable	Customizable
Intelligence Analytics Function	Capture the blacklist vehicle, Detect over or less instant & average speed, Detect red light/ Change lane/ Press line/ Retrograde violations and etc.	Capture the blacklist vehicle, Detect over or less instant & average speed, Detect red light/ Change lane/ Press line/ Retrograde violations and etc.	Capture the blacklist vehicle, Detect over or less instant & average speed, Detect red light/ Change lane/ Press line/ Retrograde violations and etc.	Capture the blacklist vehicle, Detect over or less instant & average speed, Detect red light/ Change lane/ Press line/ Retrograde violations and etc.
Electronic Shutter Speed	1/25~1/100000s	1/25~1/100000s	1/25~1/100000s	1/25~1/100000s
Video Compression	H.264H, H.264M, H.264B, MJPEG	H.264H, H.264M, H.264B, MJPEG	H.264H, H.264M, H.264B, MJPEG	H.264H, H.264M, H.264B, MJPEG
Day/Night	ICR	ICR	ICR	ICR
Built-in	White lamp,Fan, Heater,Lightning Protection	IR lamp,Fan, Heater,Lightning Protection	White lamp,Fan, Heater,Lightning Protection	IR lamp,Fan, Heater,Lightning Protection
Ingress Protection	IP66	IP66	IP66	IP66
Video Signal Interface	1 CVBS, 2 x1000M Ethernet	1 CVBS, 2 x1000M Ethernet	1 CVBS, 2 x1000M Ethernet	1 CVBS, 2 x1000M Ethernet
Extra Interface	2 Mini USB, 1 SD	2 Mini USB, 1 SD	2 Mini USB, 1 SD	2 Mini USB, 1 SD
Working Temperature	-40°C~+80°C (-40°F~+167°F)	-40°C~+80°C (-40°F~+167°F)	-40°C~+80°C (-40°F~+167°F)	-40°C~+80°C (-40°F~+167°F)
Power	AC90~265V, Max. 87W	AC90~265V, Max. 87W	AC90~265V, Max. 87W	AC90~265V, Max. 87W


All-in-One Enforcement Camera			Enforcement Camera		
	2 MP Camera (All-in-One)			3 MP Camera	
Model	ITC206-RU1A-(H)L	ITC206-RU1A-IR(H)L	Model	ITC302-RF1A	ITC302-RF1A-IR
					
Image Sensor	1/1.8" CCD	1/1.8" CCD	Image Sensor	1/1.8" CCD	1/1.8" CCD
Max. Resolution	2MP (1600×1200)	2MP (1600×1200)	Max. Resolution	3MP (2048×1536)	3MP (2048×1536)
Monitor Lane	1 lane	1 lane	Monitor Lane	1~2 lanes	1~2 lanes
Speed Range	0~200km/h	0~200km/h	Speed Range	0~200km/h	0~200km/h
Licence Plate Recognition (LPR)	Support	Support	Licence Plate Recognition (LPR)	Support	Support
Vehicle Color and Type Recognition	Customizable	Customizable	Vehicle Color and Type Recognition	Customizable	Customizable
Intelligence Analytics Function	Capture the blacklist vehicle, Detect over or less instant & average speed, Detect red light/ Change lane/ Press line/ Retrograde violations and etc.	Capture the blacklist vehicle, Detect over or less instant & average speed, Detect red light/ Change lane/ Press line/ Retrograde violations and etc.	Intelligence Analytics Function	Capture the blacklist vehicle, Detect over or less instant & average speed, Detect Red light/ Change Lane/ Press Line/ Retrograde violation and etc.	Capture the blacklist vehicle, Detect over or less instant & average speed, Detect Red light/ Change Lane/ Press Line/ Retrograde violation and etc.
Electronic Shutter Speed	1/25~1/100000s	1/25~1/100000s	Electronic Shutter Speed	1/25~1/100000s	1/25~1/100000s
Video Compression	H.264H, H.264M, H.264B, MJPEG	H.264H, H.264M, H.264B, MJPEG	Video Compression	H.264H, H.264M, H.264B, MJPEG	H.264H, H.264M, H.264B, MJPEG
Day/Night	ICR	ICR	Frame Rate	30fps@1080P	30fps@1080P
Built-in	White lamp,Fan, Heater,Lightning Protection	IR lamp,Fan, Heater,Lightning Protection	Day/Night	ICR	ICR
Ingress Protection	IP66	IP66	DWDR	64dB	64dB
Video Signal Interface	1 CVBS, 2 ×1000M Ethernet	1 CVBS, 2 ×1000M Ethernet	Video Signal Interface	1 CVBS, 2 ×1000M Ethernet	1 CVBS, 2 ×1000M Ethernet
Extra Interface	2 Mini USB, 1 SD	2 Mini USB, 1 SD	Extra Interface	2 Mini USB, 1 SD	2 Mini USB, 1 SD
Working Temperature	-40°C~+80°C (-40°F~+167°F)	-40°C~+80°C (-40°F~+167°F)	Working Temperature	-40°C~+80°C (-40°F~+167°F)	-40°C~+80°C (-40°F~+167°F)
Power	AC90~265V, Max. 87W	AC90~265V, Max. 87W	Power	DC12V, Max. 15W	DC12V, Max. 15W

Speed Measuring System		
	Speed Measuring System	
Model	HWS800A-MT	HWS800A
		
Image Sensor	1" CCD	4/3" CCD
Max. Resolution	Image 8MP (3296×2536), Video 2MP (1600×1200)	Image 8MP (3296×2536), Video 2MP (1600×1200)
Monitor Lane	1~4 lanes	1~4 lanes
Measurement Range	5~350km/h	10~250km/h
Measurement Accuracy	<100km/h margin of error ±2 km/h, ≥100km/h margin of error ±2%	<100km/h margin of error ±3 km/h, ≥100km/h margin of error ±3%
Radar Frequency	24.105GHz~24.195GHz	24.00GHz~24.25GHz
Radar Mode	3D, multi-target tracking	2D
Storage	2.5" HDD, 500GB/1T/2T	2.5" HDD, 500GB
Data Interface	1 RS232, 1 ×100M Ethernet 1 USB2.0, 1 SATA	1 RS232, 1 ×100M Ethernet 1 USB2.0, 1 SATA
Cellular	Built-in 3G/4G	--
Locating Chip	Built-in GPS	--
Flashlight Synchronization Port	2, Support white and IR flashlight compensation	2, Support white and IR flashlight compensation
Intelligent Function	ANPR snapshot, Low speed snapshot, Over speed snapshot, License plate recognition, Lane recognition, Run red light	ANPR snapshot, Low speed snapshot, Over speed snapshot, License plate recognition, Lane recognition
OSD	Date, Time, Location, Direction, Plate number, Plate color, Vehicle type, Speed, Radar direction, Violation type, Device ID, Expire time, etc.	Date, Time, Location, Direction, Plate number, Plate color, Vehicle type, Speed, Radar direction, Violation type, Device ID, Expire time, etc.
Working Temperature	-40°C~+70°C (-40°F~+158°F)	-40°C~+70°C (-40°F~+158°F)
Power	DC19V, Max. 25W	DC19V, Max. 20W

Lamp		
	Flash Lamp	IR Flash Lamp
Model	ITALF-300AC	ITALF-300AC-IR
		
Synchronization Interface	1, snapshot signal input	1, snapshot signal input
Lamp	White light	IR light
Snapshot and Flash Synchronization	Support	Support
Recycle Time	80ms, support 2 continuous snapshot	80ms, support 2 continuous snapshot
Color Temperature	5,800±200K	5,800±200K
Exposure	64GN	64GN
Flash Duration	1/3000s	1/3000s
Light Spot Range	Dia.=12m (Installation height: 6m, distance: 23m)	Dia.=12m (Installation height: 6m, distance: 23m)
Anti-dazzle	Reserved	Reserved
Light Compensation Distance	16-26m	16-26m
Monitor lane	1 lane	1 lane
Flash Lifetime	≥300 million times	≥300 million times
Ingress Protection	IP65	IP65
Flash Capacity	≥300J	≥300J
Working Temperature	-30°C~+70°C	-30°C~+70°C
Power	AC220V, Max. 100W	AC220V, Max. 100W




Lamp			
	LED Strobe Light		
	ITALE-060AA-P	ITALE-080BA-IR7-P	ITALE-080BA-IR8-P
Model			
LED Lamp Beads	16 crees, White light LED lamp	24 crees, IR LED lamp	24 crees, IR LED lamp
Wave Length	-	730nm	850nm
Video&Snapshot/ Strobeflash Synchronization	Support	Support	Support
Port	1 RS485	1 RS485	1 RS485
Parameter Setting	Web/Client	Web/Client	Web/Client
Light Spot Range	Dia.=4/10/12m (Installation height: 6m, distance: 23m)	Dia.=10m (Installation height: 6m, distance: 23m)	Dia.=10m (Installation height: 6m, distance: 23m)
Light Compensation Distance	18-25m	18-23m	18-23m
Brightness of Strobeflash	Adjustable 1~20	Adjustable 1~20	Adjustable 1~20
Frequency of Strobeflash	50/60/75/90/100/120Hz	50/60/75/90/100/120Hz	50/60/75/90/100/120Hz
Brightness of Environment	Adjustable 1~6	Adjustable 1~6	Adjustable 1~6
Recycle Time	≤45us	≤90us	≤90us
Color Temperature	6700k	6500k	6500k
Ingress Protection	IP66	IP66	IP66
Working Temperature	-40°C~+80°C	-30°C~+70°C	-30°C~+70°C
Power	AC90~285V, Max. 40W	AC90~264V, Strobe flash Max.50W, Explode flash Max.90W	AC90~264V, Strobe flash Max.50W, Explode flash Max.90W

Detector	
	Loop Detector
	ITACD-006B
Model	
Detection Rate	≥99.9%
Response Time	Response time< 20ms
Port	1 RS485, 1 RS232
Coil Input	6CH coil inputs simultaneously
Dial Switch	Three 8-bit dial switches Three 4-bit dial switches
Indicator	Power indicator, Each coil corresponds to detection indicator, Fault indicator
Port Protection	Over current protection
Fault Signal Detection	Support
Sensitivity	Adjustable 1~8
Self-tuning	Support
Working Temperature	-30°C~+70°C
Power	DC12V, Max. 2W

Detector	
	Radar Detector
	ITARD-024SA
Model	
Detection Rate	≥95%
Antenna Type	Flat micro beam array antenna
Microwave Working Frequency	24.105GHz~24.195GHz
Antenna 3dB Beam Width	4.6°(H) ×6.8°(V)
Transmitter Power	7dBm
AD Sampling Rate	35KHz
Monitor Lane	1 lane
Working Mode	Approaching, Away
Measure Accuracy	<100km/h margin of error ±2 km/h; ≥100km/h margin of error ±2%
Speed Detect Range	10~250km/h
Working Temperature	-30°C~+70°C
Power	DC 12V/AC 24V, Max. 5W

Detector		Edge Storage Device		
	Signal Detector		8CH Storage	4CH Storage
	ITASD-016RA		ITSE0804-GN5B-D (2T/4T/8T)	ITSE0400-GN5A-B
Model		Model		
Traffic Light Signal Input	Max. 16CH signals	Input	8CH IP and 4CH analog	4CH IP
Signal Detection	Support max.16 CH signals simultaneously	Bandwidth Capacity	Max. 64Mbps	Max. 32Mbps
Port	4 RS485, 1 RS232	Operation System	Embedded Linux	Embedded Linux
Indicator	Power, Working, Detection indicator, 16 in total	Audio Input/Output	1/1	-
Dial Switch	One 8-bit switch	Storage	2T/4T/8T	2T/4T
Baud Rate Setting	Configuration manually	Alarm Input	4CH	2CH
Working Lifetime	100,000h	Alarm Output	4CH relay output	2CH relay output
Working Temperature	-30°C~+70°C	HardDisk	4 SATA for 3.5"/2.5" HDD	2 SATA for 2.5" HDD
Power	AC85~265V, Max. 3W	eSATA	1	-
		RS232	2, 1 for debugging	2, 1 for debugging
		Interface	4 RS485, 2 USB, 8×100M	1 RS485, 1 USB, 4×100M
		Display	1 VGA, 1 HDMI	-
		Working Temperature	-30°C~+70°C	-30°C~+70°C
		Power	DC12V, Max. 30W(with heater, 1 HDD)	DC12V, Max. 40W(with heater, 1 HDD)



	ITC Boxing	Cardan Bracket	Camera Housing
Model	DHI-BXH01M2 	PFA162 	ITABX-018BA 
Description	Dimensions: 494x480x762mm	Dimensions: 540x180x133mm (21.25"x7.08"x5.23")	18 inch housing (heater or fan module is optional)
Application	For fixed speed measuring system	Help to stable the ITC devices (camera,lamp, radar)on the pole	The housing of ITC cameras (ITC602/302/206)

HD Lens				
	PLF2050-M	PLF2180-M	PLF2150-M	PLF2151-M
Model				
Description	16mm	20mm	25mm	35mm

HD Lens Selection			
Model	Trigger Type	Distance	Lens
ITC206-RU1A-(IR)HL	Video	23m	PLF2151-M(35mm)
	Radar	18m	PLF2150-M(25mm)
ITC302-RU1A-HL	Video	23m	PLF2150-M(25mm)
	Radar	18m	PLF2050-M(16mm)
ITC302-RU1A-IRHL(F)	Video	23m	PLF2150-M(25mm)
	Radar	18m	PLF2150-M(25mm)
ITC602-RU1A-HL	Video	23m	PLF2150-M(25mm)
	Radar	18m	PLF2180-M(20mm)
ITC602-RU1A-IRHL(F)	Video	23m	PLF2150-M(25mm)
	Radar	18m	PLF2150-M(25mm)

## TES System Management Platform

DSS series (DSS-T)

Digital Surveillance System For Transportation

Stable server with hardware & software all-in-one

Various function for traffic



Model		DSS7016-T	DSS4004-T
Device Access	Supported Device	DVR, NVR, IPC, ITC camera, EVS, Keyboard, Video wall Controller	
	Add Device Method	IP/Domain, SN, DDNS	
	Device	100 ITC Cameras	50 ITC Cameras, 10 Entrance cameras
User	User	1000 online, 10000 total	
Live Preview	Video Display Split	1/4/6/8/9/16/25/36/64	
	Max. Preview Screens	4	
	Max. Views	256	
Playback	Max. Channels	36	
	Max. Task of Export	50 once	
	Feature	Snapshot, E-PTZ, Audio, Speed 1/8x~8x, Synchronization playback, POS, Fisheye dewarp, Faster/Slower play, Optional video scale	
TV Wall	Video Display Split	1/4/9/16/25/32/64	
	Feature	Liveview, Playback, PTZ control on the TV Wall	
Other Function	E-map	Raster map, Google online/offline map	
	Deployment	Stand-alone, Distributed, Cascading	
	Feature	Config and manage the Enforcement ANPR cameras ; Show car plate/color/speed information; Provide the evidence of red light violation/Over speed violation and etc. Search black and white list for vehicle.	
Minimum System Requirements	OS	32/64 bit Windows XP/Vista/7/8/10	
	CPU	Core 2 dual-core 3.0 or above	
	RAM	2GB or above	
	Display Resolution	1024 x768 or above	

# Product Guide (TSS)

## Traffic Signal System

Traffic Light

Motor Vehicle Traffic Light

ITL-M400-3-HA/VA



ITL-M400-3L-HA/VA



ITL-M400-3R-HA/VA



ITL-M400-3S-HA/VA



Pedestrian Traffic Light

ITL-P300-3-VCA



Countdown Traffic Light

ITL-C8060-1-HCA



Traffic Signal Controller

ITSC-044A



Traffic Flow Analytics Camera

All-in-One Analytics Camera

ITC235-TU1A



Analytics Camera

ITC235-TF1A



Accessories

Lens

PLZ21C0-P



Cardan Bracket

PFA162









Camera Housing

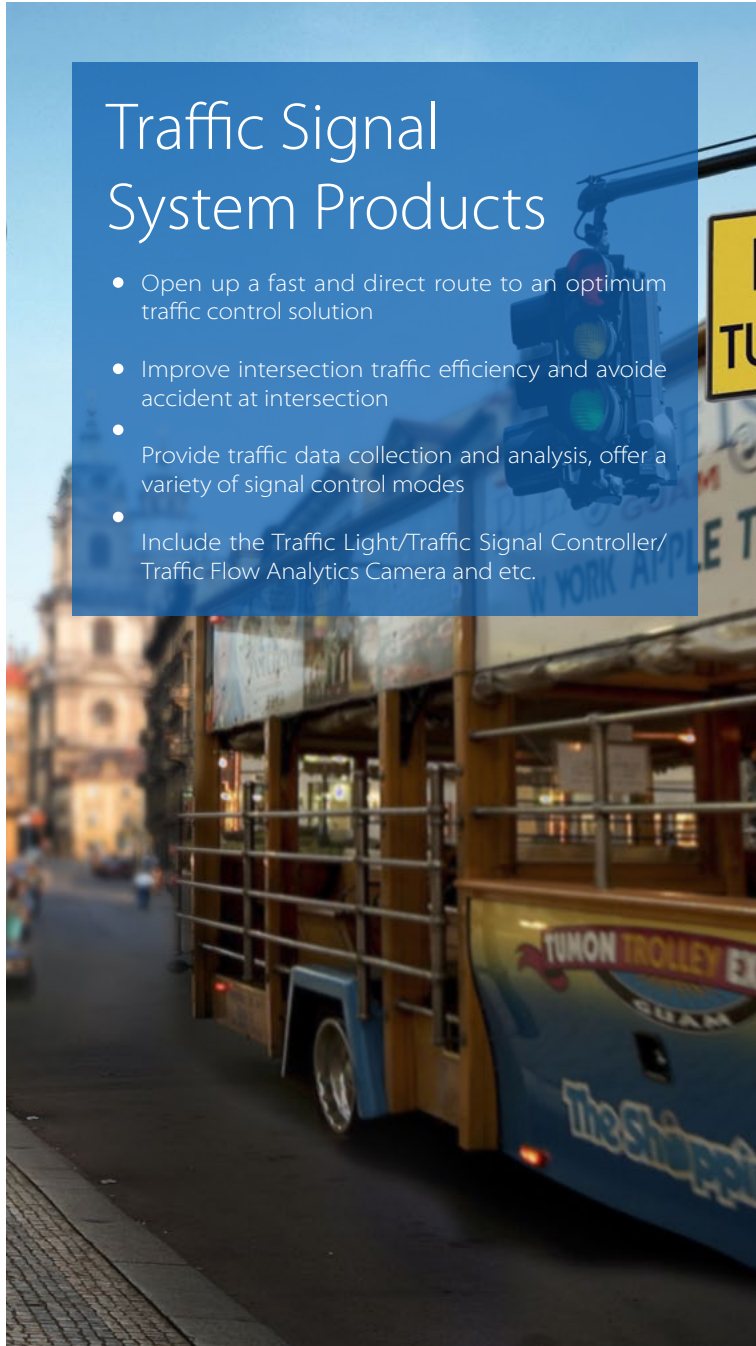
ITABX-018BA








## Traffic Signal System Products

- Open up a fast and direct route to an optimum traffic control solution
- Improve intersection traffic efficiency and avoid accident at intersection
- Provide traffic data collection and analysis, offer a variety of signal control modes
- Include the Traffic Light/Traffic Signal Controller/Traffic Flow Analytics Camera and etc.

Traffic Light						
Motor Vehicle Traffic Light						
	ITL-M400-3-VA	ITL-M400-3-HA	ITL-M400-3S-VA	ITL-M400-3S-HA	ITL-M400-3L-VA	ITL-M400-3L-HA
Model						
Dimensions	1380×455×130mm (54.33"×17.91"×5.12")		1380×455×130mm (54.33"×17.91"×5.12")		1380×455×130mm (54.33"×17.91"×5.12")	
Light Diameter	400mm		400mm		400mm	
Insulation Resistance	≥500M Ω		≥500M Ω		≥500M Ω	
Luminance	400~1000 cd		5000~15000 cd/m <sup>2</sup>		5000~15000 cd/m <sup>2</sup>	
LED Lifetime	≥70,000h		≥70,000h		≥70,000h	
Dominant Wavelength	Red: 625nm, Yellow: 590nm, Green: 505nm		Red: 625nm, Yellow: 590nm, Green: 505nm		Red: 625nm, Yellow: 590nm, Green: 505nm	
Countdown Timer	-		-		-	
Countdown Trigger Mode	-		-		-	
Ingress Protection	IP55		IP55		IP55	
Working Temperature	-40°C~+85°C (-104°F~+185°F)		-40°C~+85°C (-104°F~+185°F)		-40°C~+85°C (-104°F~+185°F)	
Power	AC176~264V, 50Hz, Max. 20W		AC176~264V, 50Hz, Max. 20W		AC176~264V, 50Hz, Max. 20W	







Traffic Light				
	Motor Vehicle Traffic Light		Pedestrian Traffic Light	Countdown Traffic Light
Model	ITL-M400-3R-VA	ITL-M400-3R-HA	ITL-P300-3-VCA	ITL-C8060-1-HCA
				
Dimensions	1380×455×130mm (54.33"×17.91"×5.12")		1065×350×120mm (41.93"×13.78"×4.72")	800×600×420mm (31.50"×23.62"×16.53")
Light Diameter	400mm		300mm	--
Insulation Resistance	≥500M Ω		≥500M Ω	≥500M Ω
Luminance	5000~15000 cd/m <sup>2</sup>		150~400 cd/m <sup>2</sup>	> 5000 cd/m <sup>2</sup>
LED Lifetime	≥70,000 hours		≥70,000 hours	≥70,000 hours
Dominant Wavelength	Red: 625nm, Yellow: 590nm, Green: 505nm		Red: 625nm, Green: 505nm	Red: 625nm, Yellow: 590nm, Green: 505nm
Countdown Timer	-		Two-digit countdown	Two-digit countdown
Countdown Trigger Mode	-		Self-learning, Pulse, I/O input (RS485)	Self-learning, Pulse, I/O input (RS485)
Ingress Protection	IP55		IP55	IP55
Working Temperature	-40°C~+85°C (-104°F~+185°F)		-40°C~+85°C (-104°F~+185°F)	-40°C~+85°C (-104°F~+185°F)
Power	AC176~264V, 50Hz, Max. 20W		AC176~264V, 50Hz, Max. 15W	AC176~264V, Max. 15W

Traffic Signal Controller	
	Traffic Signal Controller
Model	ITSC-044A
	
Phases and Stages	16 hardware phases
Lamp Driving	16 signal groups, including 12 vehicle signal groups and 4 pedestrian signal groups
Vehicle Detector	16 loop inputs simultaneously
Pedestrian Detector	16 contact inputs simultaneously
Communication Protocol	NTCIP
Cycle Scheme	16 groups of timer cycle scheme
Date Type	8 groups of date type, 7 groups of week type, 8 groups of special date type
Data Interface	2 ×100M Ethernet, 1 ×100M SFP Combo, 3 RS232, 2 RS485, 1 RS422, 1 USB
Conflict Monitoring	Support green conflict detection
Input/Output	6 relay outputs, 16 contact inputs, 16 loop inputs, 10 loop optocoupler outputs
Flashing Fall-back	Support yellow flasher
Operator Control	Wireless remote control, 3-line LCD display, PC client, Software platform
Working Temperature	-30°C~+70°C (-86°F~+158°F)
Permanent-load Limits (Lamp load)	Max. 440W per signal group
Power	AC176~264V, Support standby power, Max. 60W

# Traffic Signal System Products

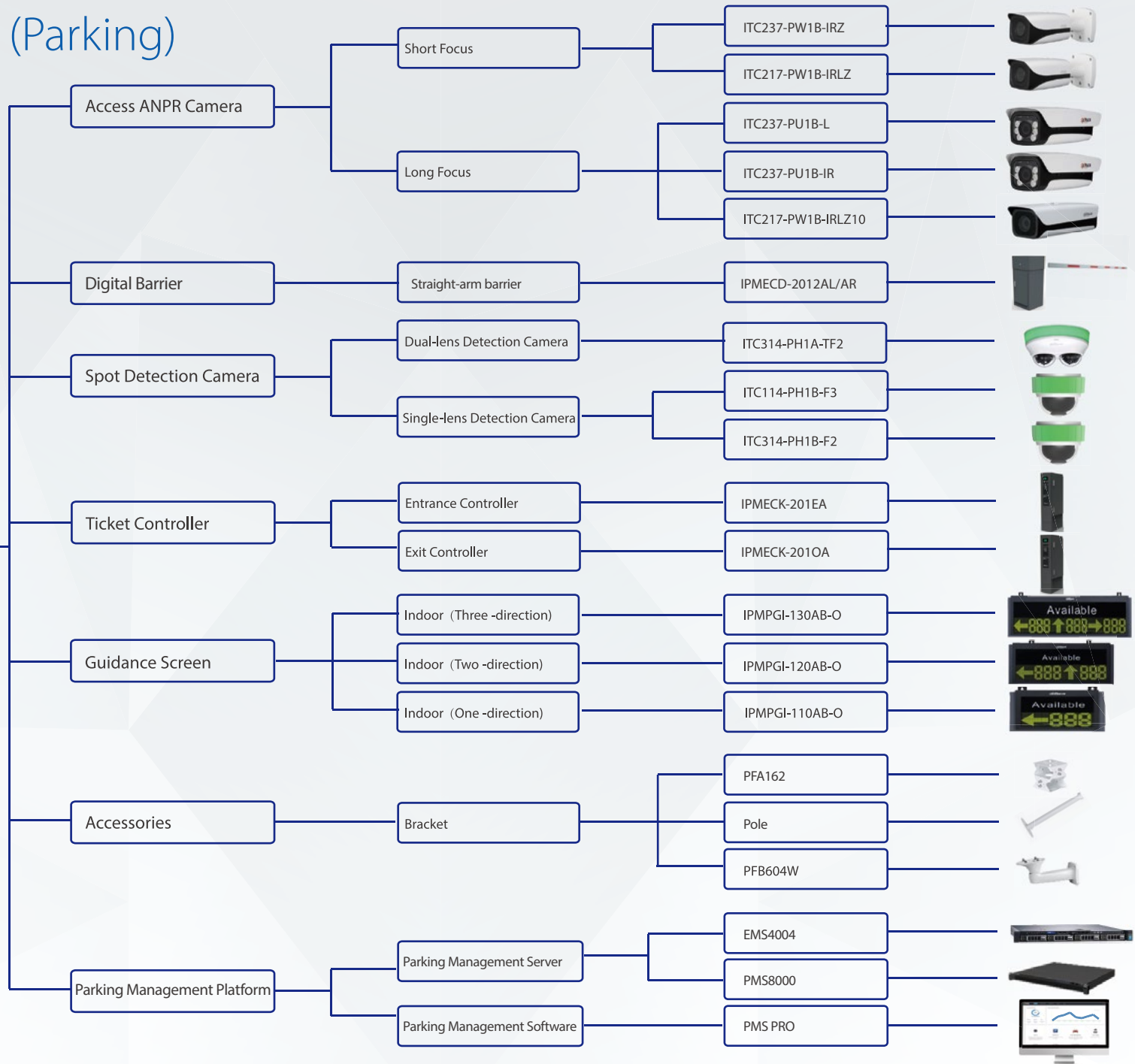
# TSS Accessories

Traffic Flow Analytics Camera		
	All-in-One Analytics Camera	Analytics Camera
Model	ITC235-TU1A	ITC235-TF1A
		
Image Sensor	1/1.9" CMOS	1/1.9" CMOS
Max. Resolution	2.3MP (1920x1200)	2.3MP (1920x1200)
Electronic Shutter Speed	1/25~1/100000s	1/25~1/100000s
Video Compression	H.264H, H.264M, H.264B, MJPEG	H.264H, H.264M, H.264B, MJPEG
Video Frame	25fps@1080P	25fps@1080P
Lens Type	Fixed focal, Variable focal manually (Optional)	10.5~42mm, Variable focal manually
Auto Iris	Support P-Iris	Support P-Iris
Interface	2 x100/1000M Ethernet, 1 CVBS, 8 Loop/O Input, 2 Relay Output, 4 RS232, 2 RS485	2 x100/1000M Ethernet, 1 CVBS, 8 Loop/O Input, 2 Relay Output, 4 RS232, 2 RS485
Detection Mode	Video trigger	Video trigger
Traffic Counting	Statistical data of each lane: traffic flow, occupancy, headway, average speed, queue length, traffic flow of each vehicle type	Statistical data of each lane: traffic flow, occupancy, headway, average speed, queue length, traffic flow of each vehicle type
Speed Range For Counting	0~80km/h	0~80km/h
Counting Range	17~80m	17~80m
Working Temperature	-40°C~+80°C (-104°F~+176°F)	-40°C~+80°C (-104°F~+176°F)
Power	AC90~265V, Max. 20W	DC12V, Max. 15W

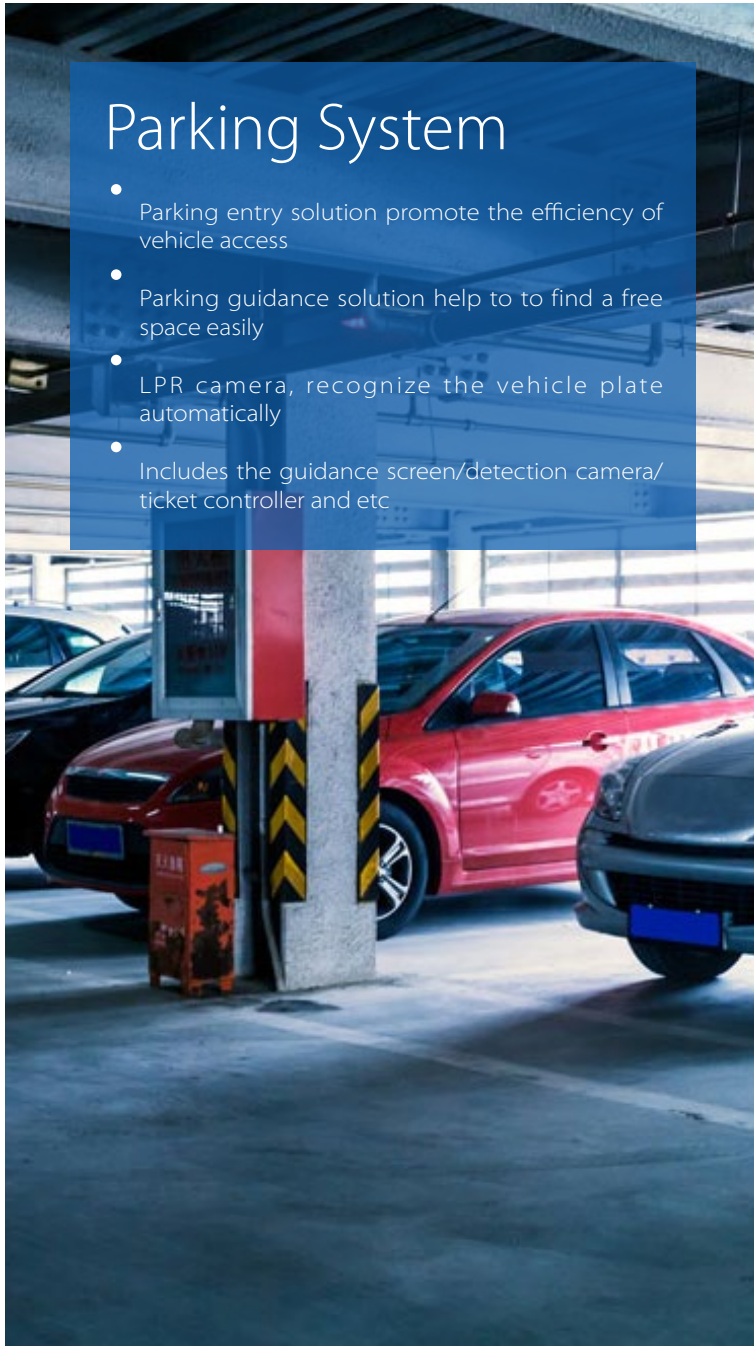
	HD Lens	ITC Cardan Bracket	ITC Camera Housing
Model	PLZ21C0-P	PFA162	ITABX-018BA
			
Description	10.5~42mm	Dimensions: 540x180x133mm	18 inch housing (heater or fan module is optional)
Application	DHI-ITC235-TF1A	Help to stable the ITC devices on the pole	The housing of ITC cameras (ITC235)

# Product Guide (Parking)

## Parking System Products







# Parking System Products








## Parking System




- Parking entry solution promote the efficiency of vehicle access
- Parking guidance solution help to find a free space easily
- LPR camera, recognize the vehicle plate automatically
- Includes the guidance screen/detection camera/ticket controller and etc

Access ANPR Camera					
	Short Focus		Long Focus		
Model	ITC237-PW1B-IRZ ★★★★	ITC217-PW1B-IRLZ	ITC237-PU1B-IR	ITC237-PU1B-L	ITC217-PW1B-IRLZ10
Image Sensor	1/2.8" CMOS	1/2.7" CMOS	1/2.8" CMOS	1/2.8" CMOS	1/2.7" CMOS
Max. Resolution	2MP (1920×1080)	2MP (1920×1080)	2MP (1920×1080)	2MP (1920×1080)	2MP (1920×1080)
Speed Range for LPR	0~70km/h	0~70km/h	0~70km/h	0~70km/h	0~70km/h
Licence Plate Recognition (LPR)	Support (Global)	Support (EU)	Support (Global)	Support (Global)	Support (EU)
LPR Monitor Distance	3~8m	3~8m	4~40m	4~40m	4~40m
Detection Mode	Loop & Video trigger	Loop& Video trigger	Loop& Video trigger	Loop& Video trigger	Loop& Video trigger
Electronic Shutter Speed	1/50~1/10000s	1/50~1/10000s	1/50~1/10000s	1/50~1/10000s	1/50~1/10000s
Video Compression	H.265/H.264M/H.264H/H.264B	H.264M/H.264H/H.264B	H.265/H.264M/H.264H/H.264B	H.265/H.264M/H.264H/H.264B	H.264M/H.264H/H.264B
Video Frame	50/60fps@1080P (WDR Off); 25/30fps@1080P (WDR On)	25/30fps@1080P	50/60fps@1080P (WDR Off); 25/30fps@1080P (WDR On)	50/60fps@1080P (WDR Off); 25/30fps@1080P (WDR On)	25/30fps@1080P
Day/Night	ICR	ICR	ICR	--	ICR
Lamp	Built-in IR light	Built-in IR light	Built-in IR light	Built-in White light	Built-in IR light
Lens	2.7~12mm, Motorized	2.7~12mm, Motorized	5~50mm, Variable focal manually	5~50mm, Variable focal manually	4.7~47mm, Motorized
Ingress Protection	IP67	IP67	IP66	IP66	IP67
Interface	1×100/1000M Ethernet, 2 I/O inputs, 1 relay output	1×100M Ethernet, 2 I/O inputs, 1 relay output	1×100/1000M Ethernet, 2 I/O inputs, 2 relay output, 1 RS485	1×100/1000M Ethernet, 2 I/O inputs, 2 relay output, 1 RS485	1×100M Ethernet, 2 I/O inputs, 1 relay output
Working Temperature	-40°C~-60°C (-22°F~+140°F)	-30°C~-60°C (-22°F~+140°F)	-30°C~-60°C (-22°F~+140°F)	-30°C~-60°C (-22°F~+140°F)	-30°C~-60°C (-22°F~+140°F)
Power	DC12V, PoE, Max. 12W	DC12V, PoE, Max. 11.5W	PoE+, Max. 17W	PoE+, Max. 17W	DC12V, PoE, Max. 13W

Barrier		Spot Detection Camera				
	Straight-arm barrier	Dual-lens Detection Camera		Single-lens Detection Camera		
Model	IPMECD-2012AL/AR	ITC314-PH1A-TF2		ITC314-PH1B-F2		ITC114-PH1B-F3
						
Speed	3s	Image Sensor	Dual 1/3" CMOS	1/3" CMOS	1/3" CMOS	1/3" CMOS
Arm Length	Straight-arm, less than 4m	Max. Resolution	3MP (2304 x1296)	3MP (2304 x1296)	1.3MP (1280 x960)	1.3MP (1280 x960)
Control way	Manual button, hand movement when power is off	Detection Lots	6	3	2	2
Interface	1 IO for open, 1 IO for close, 1 IO for stop, 1 RS485	Detection Mode	Video trigger	Video trigger	Video trigger	Video trigger
Automatic falling	Support, 1 ch loop and 1 ch IR detection	Licence Plate Recognition (LPR)	Support	Support	Support	Support
Anti Hit	Support	Indicator Colors	7 colors (red/yellow/blue/green/cyan/white/pink)	7 colors (red/yellow/blue/green/cyan/white/pink)	7 colors (red/yellow/blue/green/cyan/white/pink)	7 colors (red/yellow/blue/green/cyan/white/pink)
Consumption	150W	Electronic Shutter Speed	1/3~1/10000	1/3~1/10000	1/3~1/10000	1/3~1/10000
Working Temperature	-20°C~+85°C	Video Compression	H.264 standard, Main profile 5.0	H.264 standard, Main profile 5.0	H.264 standard, Main profile 5.0	H.264 standard, Main profile 5.0
Power	AC110V, 60HZ/AC220V, 50HZ	Video Frame	10fps@3MP	20fps@3MP	30fps@1.3MP	30fps@1.3MP
		Day/Night	Electronic color to B/W	Electronic color to B/W	Electronic color to B/W	Electronic color to B/W
		Lens	2.8 mm	2.8 mm	3.6 mm	3.6 mm
		Interface	2 x100M Ethernet, 1 RS485, 1 alarm input, 1 alarm output	2 x100M Ethernet, 1 RS485, 1 alarm input, 1 alarm output	2 x100M Ethernet, 1 RS485, 1 alarm input, 1 alarm output	2 x100M Ethernet, 1 RS485, 1 alarm input, 1 alarm output
		Communication	Cascading	Cascading	Cascading	Cascading
		Working Temperature	-30°C~+60°C (-22°F~+140°F)	-30°C~+60°C (-22°F~+140°F)	-30°C~+60°C (-22°F~+140°F)	-30°C~+60°C (-22°F~+140°F)
		Power	DC8~26V, Max. 11W	DC8~26V, Max. 6W	DC8~26V, Max. 6W	DC8~26V, Max. 6W



Ticket Controller			Guidance Screen			
	Entrance Controller	Exit Controller		Three-direction Screen	Two-direction Screen	One-direction Screen
Model	IPMECK-201EA	IPMECK-201OA	Model	IPMPGI-130AB-O	IPMPGI-120AB-O	IPMPGI-110AB-O
						
Vehicle Detection	1CH loop detector	1CH loop detector	Display Content	Arrow (straight, left, right) + number (3 digits)	Arrow (straight, left, right) + number (3 digits)	Arrow (straight, left, right) + number (3 digits)
Ticket Dispenser	Support	--	Content Color	Red/Green	Red/Green	Red/Green
Ticket Eaten	--	Support	Interface	1 ×100M Ethernet, 2 RS485	1 ×100M Ethernet, 2 RS485	1 ×100M Ethernet, 2 RS485
Ticket	Roll maximum to 260mm with 7500 copies	--	Offline Work Mode	Support parking lot counting when offline	Support parking lot counting when offline	Support parking lot counting when offline
ID Card Reader	Support	Support	Max. Camera Access	128	128	128
Interface	1 alarm input, 1 alarm output, 1 RS232, 1 ×100M Ethernet	1 alarm input, 1 alarm output, 1 RS232, 1 ×100M Ethernet	Ingress Protection	IP50	IP50	IP50
Display	Customizable characters, Time, Prompt display	Customized characters, Time, Prompt display	Power	AC90~264V, Max. 55W	AC90~264V, Max. 55W	AC90~264V, Max. 55W
Working Temperature	-35°C~+65°C	-35°C~+65°C	Working Temperature	-30°C~+70°C (-22°F~+158°F)	-30°C~+70°C (-22°F~+158°F)	-30°C~+70°C (-22°F~+158°F)
Power	AC110V,60HZ/AC220V,50HZ, Max. 120W	AC110V,60HZ/AC220V,50HZ, Max. 120W	Dimensions	152×1140×100mm (5.98"×44.88"×3.93")	152×760×100mm (5.98"×29.92"×3.93")	152×380×100mm (5.98"×14.96"×3.93")

Bracket			
Model	PFA162	Access ANPR 1200mm Pole	PFB604W
			
Description	Connection bracket	1.2 m pole	Dimensions: 100x146x264mm
Application	Pole bracket of ITC237-PW1B-IRZ, ITC237-PU1B-IR, ITC237-PU1B-L, ITC217-PW1B-IRZ		Wall bracket of ITC237-PU1B-IR, ITC237-PU1B-L

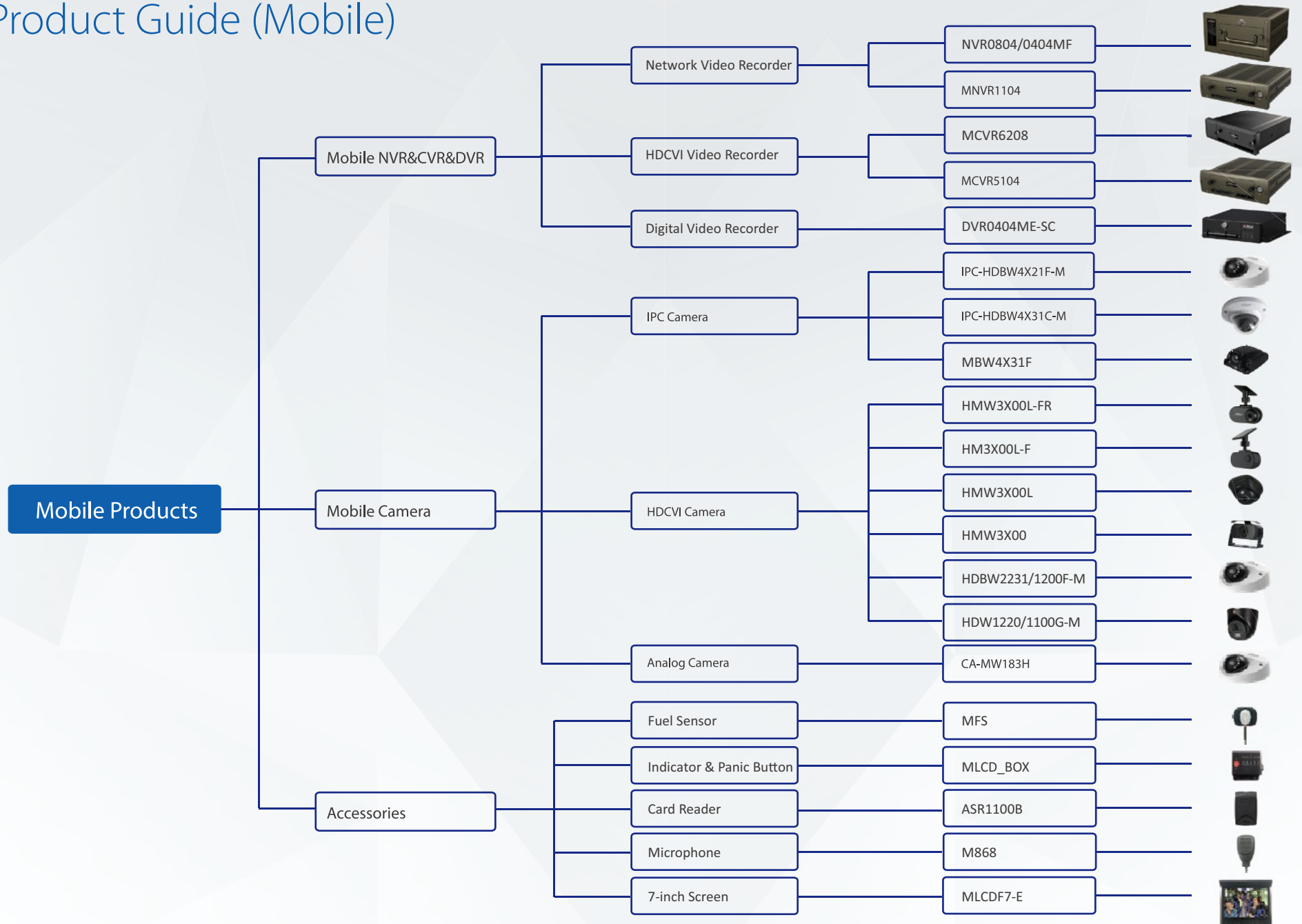
## Parking System Management Platform

PMS series  
 Parking Management System  
 Stable server with hardware & software all-in-one  
 Various function for Vehicle Locating and guidance system in the parking



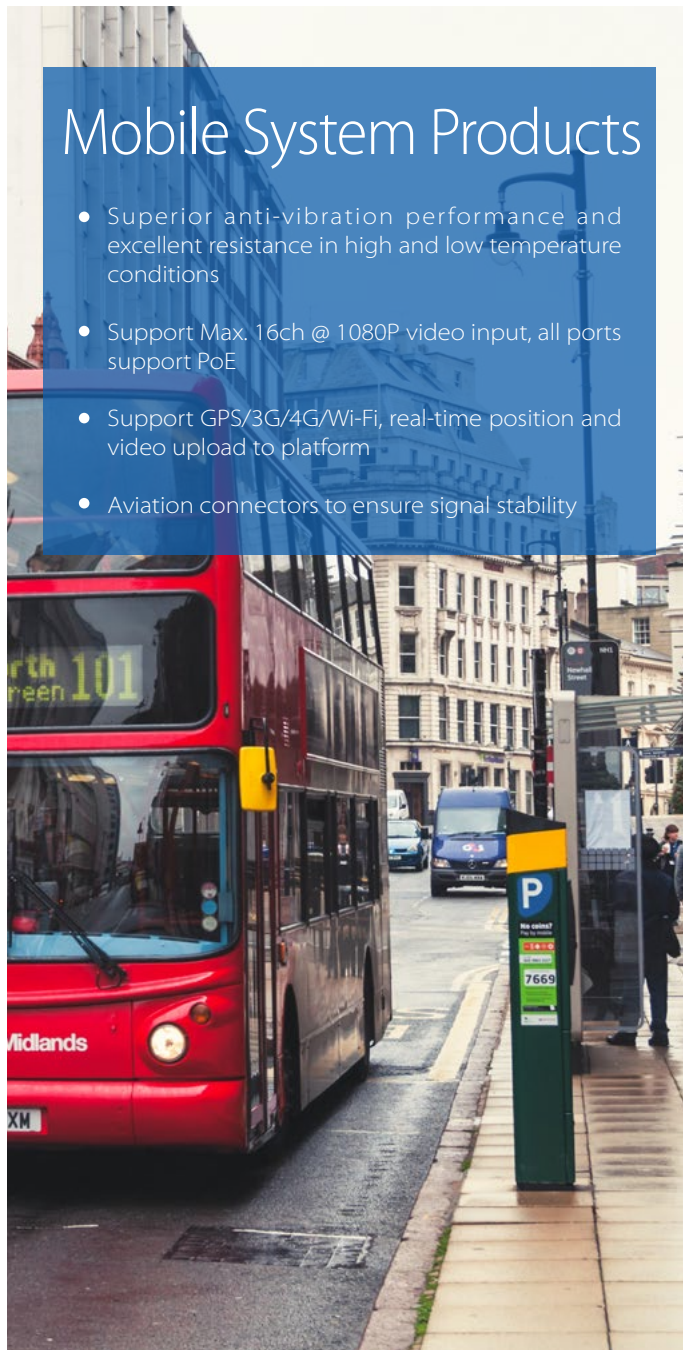
Model		PMS8000 ★★★	PMS PRO	PMS4004 ★★★
Device Access	Supported Device	NVR, IPC, VTO, EVS, Access ANPR, Spot Detector, Car Locator, Barrier, LED Screen, IVS-T, Car Locator		NVR, Access ANPR, Barrier, LED screen, VTO
	Add Device Method	IP		
	Device	Up to 1000 Spot Detectors, 10 Access ANPR		Up to 10 Access ANPR, 10 Video Channels
User	User	200 online users, Unlimited users		
Live Preview	Video Display Split	1/4/6/8/9/16/25/36/64		
	Max. Preview Screens	1		
Playback	Max. Channels	16		
	Feature	Speed 1/8x~8x, Optional video scale, Synchronization playback, search by time and etc		
Other Function	E-map	Raster map		--
	Form	All in one(include hardware)	Software	All in one(include hardware)
	Feature	<ul style="list-style-type: none"> <li>· Find the car's position and view the status of device on E-map.</li> <li>· Support parking guide via controlling the guide LED and spot detector device</li> <li>· Support alarm scheme CFG and event confirm</li> <li>· Support vehicle locating</li> <li>· Manual toll collection</li> <li>· Auto-calculating &amp; display the available number of parking lots;</li> <li>· Assign different users with different rights and parking-lots</li> <li>· Support set established customized content for display on common screen</li> <li>· Support card manager and rights manager to control the vehicle, include white and black list, and etc.</li> <li>· Record the vehicle's entrance &amp; exit time/plate No./daily report and etc, support fuzzy search and export;</li> <li>· One key to call management center via VTO, and remote barrier opening while abnormal situation occurs</li> <li>· Support flexible configuration of entry rules and fast departure mode for vehicles on site</li> <li>· Support video search and playback</li> <li>· Live view for various entrance &amp; exit, customized layout. support view license plate snapshots and related information.</li> </ul>		--
Minimum System Requirements (Management & Client)	OS	64 bit Windows 7/8/10		
	CPU	Core 2 dual-core 3.0 or above		
	RAM	2GB or above		
	Display Resolution	1024 x 768 or above		

# Product Guide (Mobile)


















## Mobile System Products

- Superior anti-vibration performance and excellent resistance in high and low temperature conditions
- Support Max. 16ch @ 1080P video input, all ports support PoE
- Support GPS/3G/4G/Wi-Fi, real-time position and video upload to platform
- Aviation connectors to ensure signal stability









Mobile Camera						
	IPC Camera					
	IPC-HDBW4221F-M	IPC-HDBW4121F-M	IPC-HDB4431C-M	IPC-HDB4231C-M	IPC-MBW4431-M12	IPC-MBW4231-M12
Model						
Image Sensor	1/2.7" 2MP CMOS	1/3" 1.3MP Exmor CMOS	1/3" 4MP CMOS	1/2.8" 2MP Exmor CMOS	1/3" 4MP CMOS	1/2.8" 2MP STARVIS™ CMOS
Focal Length	2.8mm/F2.0,3.6mm/F1.8, 6mm/F1.8 optional	2.8mm/F2.0,3.6mm/F1.8, 6mm/F1.8 optional	2.8mm/F2.0, 3.6mm/F1.6	2.8mm/F2.0,3.6mm/F1.8	2.8mm/F2.0, 3.6mm/F2.0, 6mmF2.0	2.8mm/F2.0, 3.6mm/F2.0, 6mmF2.0
FOV-H	120°/93°/63°	86°/74°/47°	110°/87°	104°/82.5°	104°/87°/55°	110°/87°/51°
Min. Illumination	0.01Lux/F2.0 (color) 0Lux/F2.0 (IR on)	0.01Lux/F2.0 (Color) 0Lux/F2.0 (IR on)	0.08Lux/F2.0 (Color) 0.008Lux/F2.0 (B/W)	0.009Lux/F2.0 (Color) 0.0009Lux/F2.0 (B/W)	0.08Lux/ F2.0 (Color,1/3s,30IRE) 0.3Lux/F2.0 (Color,1/30s,30IRE) 0Lux/F2.0 (IR on)	0.009Lux/ F2.0 (Color,1/3s,30IRE) 0.07Lux/F2.0 (Color,1/30s,30IRE) 0Lux/F2.0 (IR on)
Day/Night	ICR	ICR	Electronic	Electronic	ICR	ICR
WDR	120dB	120dB	120dB	120dB	120dB	120dB
Max.IR Distance	20m	20m	-	-	30m	30m
Video Compression	H.264+/H.264	H.264+/H.264	H.265/H.264	H.265/H.264	H.265+/H.265/H.264+/H.264	H.265+/H.265/H.264+/H.264
Max.Resolution	1080P (1920×1080)	1.3M (1280×960)	4M (2688×1520)	1080P (1920×1080)	4M (2688×1520)	1080P (1920×1080)
Frame Rate	30fps@1080P	30fps@1.3M	30fps@4M	60fps@1080P	30fps@4M	60fps@1080P
Multi-streaming	3 Streams	3 Streams	3 Streams	3 Streams	3 Streams	3 Streams
Pan/Tilt/Rotation	Pan: 0°~60° Tilt: 0°~80° Rotation: 0°~360°	Pan: 0°~60° Tilt: 0°~80° Rotation: 0°~360°	-	-	Pan: 0°~170° Tilt: 0°~20° Rotation: 0°~360°	Pan: 0°~170° Tilt: 0°~20° Rotation: 0°~360°
Intelligent Video(Optional)	Tripwire, Intrusion Scene Change Abandoned/Missing Face Detection	Tripwire, Intrusion Scene Change Abandoned/Missing Face Detection	-	-	Tripwire, Intrusion, Scene Change, Abandoned/Missing, Face Detection	Tripwire, Intrusion, Scene Change, Abandoned/Missing, Face Detection
Compatibility	ONVIF(2.4), PSIA, CGI	ONVIF(2.4), PSIA, CGI	ONVIF(2.4), PSIA, CGI	ONVIF(2.4), PSIA, CGI	ONVIF profile S&G,CGI	ONVIF profile S&G,CGI
Audio In/Out	1/1	1/1	Built-in Mic	Built-in Mic	-	-
Memory Slot	Micro SD, Max. 128GB	Micro SD, Max. 128GB	Micro SD, Max. 128GB	Micro SD, Max. 128GB	Micro SD, Max. 128GB	Micro SD, Max. 128GB
Alarm In/Out	1/1	1/1	IP66	IP66	-	-
Ingress Protection	IP67, IK10	IP67, IK10	IK10	IK10	IP67,IP6K9K,IK10	IP67,IP6K9K,IK10
Working Temperature	-30°C~+60°C (-22°F~+140°F)	-30°C~+60°C (-22°F~+140°F)	-30°C~+60°C (-22°F~+140°F)	-30°C~+60°C (-22°F~+140°F)	-30°C~+60°C (-22°F~+140°F)	-30°C~+60°C (-22°F~+140°F)
Power	DC12V, PoE (802.3af), Max. 5W	DC12V, PoE (802.3af), Max. 5W	DC12V, PoE (802.3af), Max. 4.5W	DC12V, PoE (802.3af), Max. 4W	DC12V, PoE (802.3af), Max. 6.4W	DC12V, PoE (802.3af), Max. 6.4W

Mobile Camera								
	Analog Camera							
Model	HAC-HMW3200L-FR	HAC-HMW3100L-FR	HAC-HM3200L-F	HAC-HM3100L-F	HAC-HMW3200L	HAC-HMW3100L	HAC-HMW3200	HAC-HMW3100
								
Image Sensor	1/2.7" 2Mp CMOS	1/2.7" 1Mp CMOS	1/2.7" 2Mp CMOS	1/2.7" 1Mp CMOS	1/2.7" 2Mp CMOS	1/2.7" 1Mp CMOS	1/2.9" 2MP CMOS	1/3" 1MP CMOS
Min. Illumination	0.02Lux/F2.0, 0Lux IR on	0.02Lux/F2.0, 0Lux IR on	0.02Lux/F2.0, 0.001lux/F2.0(B/W)	0.02Lux/F2.0, 0.001lux/F2.0(B/W)	0.02Lux/F2.0, 0Lux IR on	0.02Lux/F2.0, 0Lux IR on	0.02Lux/F2.0 (Color) 0Lux/F2.0 (IR On)	0.05Lux/F2.0 (Color) 0Lux/F2.0 (IR On)
Lens	2.1mm (Rear)2.8mm (Front)	2.1mm (Rear)2.8mm (Front)	2.8mm	2.8mm	2.1mm	2.1mm	3.6mm (2.8mm)	2.8mm
FOV-H	H: 139° (Rear) H: 116° (Front)	H: 139° (Rear) H: 116° (Front)	H: 116°	H: 116°	H: 139°	H: 139°	82.8° (106°)	91.6°
Day/Night	Electronic (Rear) Color(Front)	Electronic (Rear) Color(Front)	Color	Color	Electronic	Electronic	ICR	ICR
Max. IR Distance	3m (9feet), Smart IR	3m (9feet), Smart IR	NA	NA	3m (9feet), Smart IR	3m (9feet), Smart IR	20m(66ft), Smart IR	20m(66ft), Smart IR
OSD Menu	Multi-language	Multi-language	Multi-language	Multi-language	Multi-language	Multi-language	Multi-language	Multi-language
WDR	DWDR	DWDR	DWDR	DWDR	DWDR	DWDR	DWDR	DWDR
Noise Reduction	2D	2D	2D	2D	2D	2D	2D	2D
Resolution	30fps@1080P, 30/60fps@720P	30/60fps@720P	30fps@1080P, 30/60fps@720P	30/60fps@720P	30fps@1080P, 30/60fps@720P	30/60fps@720P	30fps@1080P, 30/60fps@720P	30fps@720P
Video Output	HD (Aviation Connector)	HD (Aviation Connector)	HD (Aviation Connector)	HD (Aviation Connector)	HD (Aviation Connector)	HD (Aviation Connector)	HD (Aviation connector)	HD (Aviation connector)
Audio In	Built-in Mic	Built-in Mic	Built-in Mic	Built-in Mic	Built-in Mic	Built-in Mic	Built-in Mic	Built-in Mic
Pan/Tilt/Rotation	Pan: 0° ~ 30° Tilt: 0° ~ 30° Rotation: 0° ~ 360°	Pan: 0° ~ 30° Tilt: 0° ~ 30° Rotation: 0° ~ 360°	Pan: 0° ~ 30° Tilt: 0° ~ 30° Rotation: 0° ~ 360°	Pan: 0° ~ 30° Tilt: 0° ~ 30° Rotation: 0° ~ 360°	Pan: 0° ~ 40° Tilt: 0° ~ 55° Rotation: 0° ~ 360°	Pan: 0° ~ 40° Tilt: 0° ~ 55° Rotation: 0° ~ 360°	Pan: 0°~360° Tilt: 0°~360° Rotation:--	Pan: 0°~360° Tilt: 0°~360° Rotation:--
Ingress Protection	-	-	-	-	-	-	IP67	IP67
Working Temperature	-40°C ~ +60°C (-40°F ~ +140°F)	-40°C ~ +60°C (-40°F ~ +140°F)	-40°C ~ +60°C (-40°F ~ +140°F)	-40°C ~ +60°C (-40°F ~ +140°F)	-40°C ~ +60°C (-40°F ~ +140°F)	-40°C ~ +60°C (-40°F ~ +140°F)	-40°C~+60°C (-40°F~+140°F)	-40°C~+60°C (-40°F~+140°F)
Power	DC12V±25% Max. 2.4W	DC12V±25% Max. 2.4W	DC12V±25% Max. 0.9W	DC12V±25% Max. 0.9W	DC12V±25% Max. 1.5W	DC12V±25% Max. 1.5W	DC12V±25% Max. 2.9W	DC12V±25% Max. 2.5W
Special Features	-	-	-	-	-	-	Horizontal mirror (Default)	Horizontal mirror (Default)

Mobile Camera							
	Analog Camera						
Model	HAC-HDBW2231F-M	HAC-HDBW1200F-M	HAC-HDB1200F-M	HAC-HDW1220G-M	HAC-HDW1100G-M	CA-MW183H-IR1	CA-MW183H
							
Image Sensor	1/2.8" 2Mp Exmor R CMOS	1/2.7" 2Mp CMOS	1/2.7" 2Mp CMOS	1/2.9" 2MP CMOS	1/3" 1MP CMOS	1/3" CMOS	1/3" HDIS
Min. Illumination	0.005Lux/F1.5 (Color) 0Lux/F1.5 (IR On)	0.02Lux/F2.0 (Color) 0Lux/F2.0 (IR On)	0.02Lux/F2.0 (Color) 0.002Lux/F2.0 (B/W)	0.02Lux/F2.0 (Color) 0Lux/F2.0 (IR On)	0.05Lux/F2.0 (Color) 0Lux/F2.0 (IR On)	0.05Lux/F2.0, 0Lux IR on	0.05Lux/F2.0, 0.001lux/ F2.0(B/W)
Lens	3.6mm (2.8mm, 6mm Optional)	3.6mm (2.8mm Optional)	2.1mm	3.6mm (6mm)	2.8mm	3.6mm (2.8mm, 6mm Optional)	2.1mm (2.8mm, 3.6mm, 6mm Optional)
FOV-H	87°(108.3°/53°)	89.9°(115.6°)	136°	82.8°(51.2°)	91.6°	69° (87°/45°)	107°(87°/69° /45°)
Day/Night	ICR	ICR	Electronic	ICR	ICR	ICR	ICR
Max. IR Distance	20m (66ft), Smart IR	20m (66ft), Smart IR	-	20m(66ft), Smart IR	20m(66ft), Smart IR	Up to 20m (66feet)	20m(66ft), Smart IR
OSD Menu	Multi-language	Multi-language	Multi-language	Multi-language	Multi-language	Multi-language	-
WDR	120dB	DWDR	DWDR	DWDR	DWDR	DWDR	-
Noise Reduction	2D/3D	2D	2D	2D	2D	2D	2D
Resolution	30fps@1080P, 30fps@720P	30fps@1080P, 30/60fps@720P	30fps@1080P, 30/60fps@720P	30fps@1080P, 30/60fps@720P	30fps@720P	720TVL	720TVL
Video Output	HD (Aviation Connector)	HD (Aviation Connector)	HD (Aviation Connector)	HD (Aviation connector)	HD (Aviation connector)	CVBS (Aviation Connector)	CVBS (Aviation connector)
Audio In	-	Built-in Mic	Built-in Mic	Built-in Mic	Built-in Mic	Built-in Mic	Built-in Mic
Pan/Tilt/Rotation	Pan: 0°~60° Tilt: 0°~80° Rotation: 0°~360°	Pan: 0°~60° Tilt: 0°~80° Rotation: 0°~360°	Pan: 0°~60° Tilt: 0°~80° Rotation: 0°~360°	Pan: 0°~360° Tilt: 0°~85° Rotation: 0°~360°	Pan: 0°~360° Tilt: 0°~85° Rotation: 0°~360°	Pan: 0°~60° Tilt: 0°~80° Rotation: 0°~360°	Pan: 0°~60° Tilt: 0°~80° Rotation: 0°~360°
Ingress Protection	IP67, IK10	IP67, IK10	IP67, IK10	IP67	IP67	IP67, IK10	IP67, IK10
Working Temperature	-40°C~+60°C (-40°F ~ +140°F)	-40°C~+60°C (-40°F ~ +140°F)	-40°C~+60°C (-40°F ~ +140°F)	-40°C~+60°C (-40°F~+140°F)	-40°C~+60°C (-40°F~+140°F)	-40°C~+60°C (-40°F~+140°F)	-40°C~+60°C (-40°F~+140°F)
Power	DC12V±25% Max. 2.2W	DC12V±25% Max. 2.4W	DC12V±25% Max. 1W	DC12V±25% Max. 2.3W	DC12V±25% Max. 2.3W	DC12V±25% Max. 0.79W	DC12V±25% Max. 2.11W
Special Features	-	-	-	-	-	-	-

## Mobile NVR & CVR & DVR

	Mobile NVR		Mobile CVR		
Model	NVR0404/0804MF	MNVR1104 ★★★★	MCVR6208 ★★★★	MCVR5104	DVR0404ME-SC
Max. Resolution	1080P	1080P	1080P	1080P	960H
Input	4/8 IP(Aviation/RJ45)	4 IP(Aviation/RJ45)	8 HDCVI/CVBS(Aviation)	4 HDCVI/CVBS(Aviation)	4 CVBS(Aviation)
Video Compression	H.264	H.264	H.264	H.264	H.264
Display	1 CVBS, 1 VGA	1 CVBS, 1 VGA	1 CVBS, 1 VGA	1 CVBS, 1 VGA	1 CVBS
Two-way Talk	1 input, 1 output	1 input, 1 output	1 input, 1 output	1 input, 1 output	1 input, 1 output
Storage	2 SATA, 1 SD(Max128G)	1 SATA, 1 SD(Max128G)	2 SATA, 1 SD(Max128G)	1 SATA, 1 SD(Max128G)	1 SD(Max128G)
Alarm Input/Output	8/3	7/2	7(Trigger support high or low)/2	7/2	7/2
USB	3(2 USB3.0, 1 USB2.0)	2 USB2.0	3(2 USB3.0, 1 USB2.0)	2 USB2.0	2 USB2.0
RS232/RS485/CAN	1/1/1	1/1/1	2/2/1	1/1/1	1/1/--
GPS/Cellular/Wi-Fi	GPS (Optional) 3G/4G (Optional) Wi-Fi(Optional)	GPS (Optional) 3G/4G (Optional) Wi-Fi(Optional)	GPS (Optional),3G/4G (Optional), Wi-Fi(Optional)	GPS (Optional) 3G/4G (Optional) Wi-Fi(Optional)	GPS (Optional) 3G/4G (Optional) Wi-Fi(Optional)
G-sensor	Built-in	Built-in	Built-in	Built-in	--
Upgrade/Maintenance	Remote upgrade and maintenance	Remote upgrade and maintenance	Remote upgrade and maintenance	Remote upgrade and maintenance	Remote upgrade and maintenance
Vehicle Function	Auto power on/off, ACC delay poweroff	Auto power on/off, ACC delay poweroff	Auto power on/off, ACC delay poweroff	Auto power on/off, ACC delay poweroff	Auto power on/off, ACC delay poweroff
UPS	Built-in UPS (5s working)	Built-in UPS (5s working)	Built-in UPS(5s working)	Built-in UPS(5s working)	Built-in UPS (5s working)
Dimensions	180×208×100mm (7.08"×8.18"×3.93")	180×220×50mm (7.08"×8.66"×1.96")	180×190×50mm (7.08"×7.48"×1.96")	180×220×50mm (7.08"×8.66"×1.96")	160×138×48mm (6.29"×5.43"×1.88")
Weight	3kg (6.60lb)	2kg (4.40lb)	2.2kg (4.60lb)	2kg (4.40lb)	1kg (2.20lb)
Working Temperature	-30°C~+60°C (-22°F~+140°F)	-30°C~+60°C (-22°F~+140°F)	-30°C~+65°C (-22°F~+149°F)	-30°C~+60°C (-22°F~+140°F)	-30°C~+60°C (-22°F~+140°F)
Power	DC6~36V, Max. 17W (no HDD), Max. 0.2W (Standby)	DC6~36V, Max. 15W (no HDD), Max. 0.2W (Standby)	DC6~36V, Max. 12W (no HDD), Max. 0.035W (Standby)	DC6~36V, Max. 15W (no HDD), Max. 0.2W (Standby)	DC6~36V, Max. 15W, Max. 0.2W (Standby)

	7-inch Screen	Microphone	Indicator & Panic Button	Fuel Sensor	Card Reader	Camera Housing
Model	MLCDF7-E	M868	MLED_BOX	TUB	ASR1100B	PFA201W
						
Description	Resolution:800x480 Effective Display: 154.08x85.92(mm) Dimensions: 181.4x121.6x25.7(mm)	Sensitivity:-38dB±3dB (at1kHz,0dB-1V/pa) Frequency: 20-20KHz Impedance: 2.2KΩ 1.5V	10 LED indicator Dimension:70x50x27.5(mm)	Serial Type:RS232/RS485 Ingress Protection: IP66 Working voltage: DC9~36V	Read format: 13.56MHz Transmission Distance: 40m Ingress Protection: IP67	Material: Aluminum Dimension: 180x125.8x85mm Weight:370g
Application	Connect with MDVR Local preview and playback	Connect with MDVR Talk with platform	Connect with MDVR Display working status	Connect with MDVR Obtain fuel consumption information	Connect with MDVR Obtain card information	Protect camera Support IP6K9K

### Mobile System Management Platform

DSS series (DSS-M)

Digital Surveillance System

Stable server with hardware & software all-in-one

Various function for mobile system



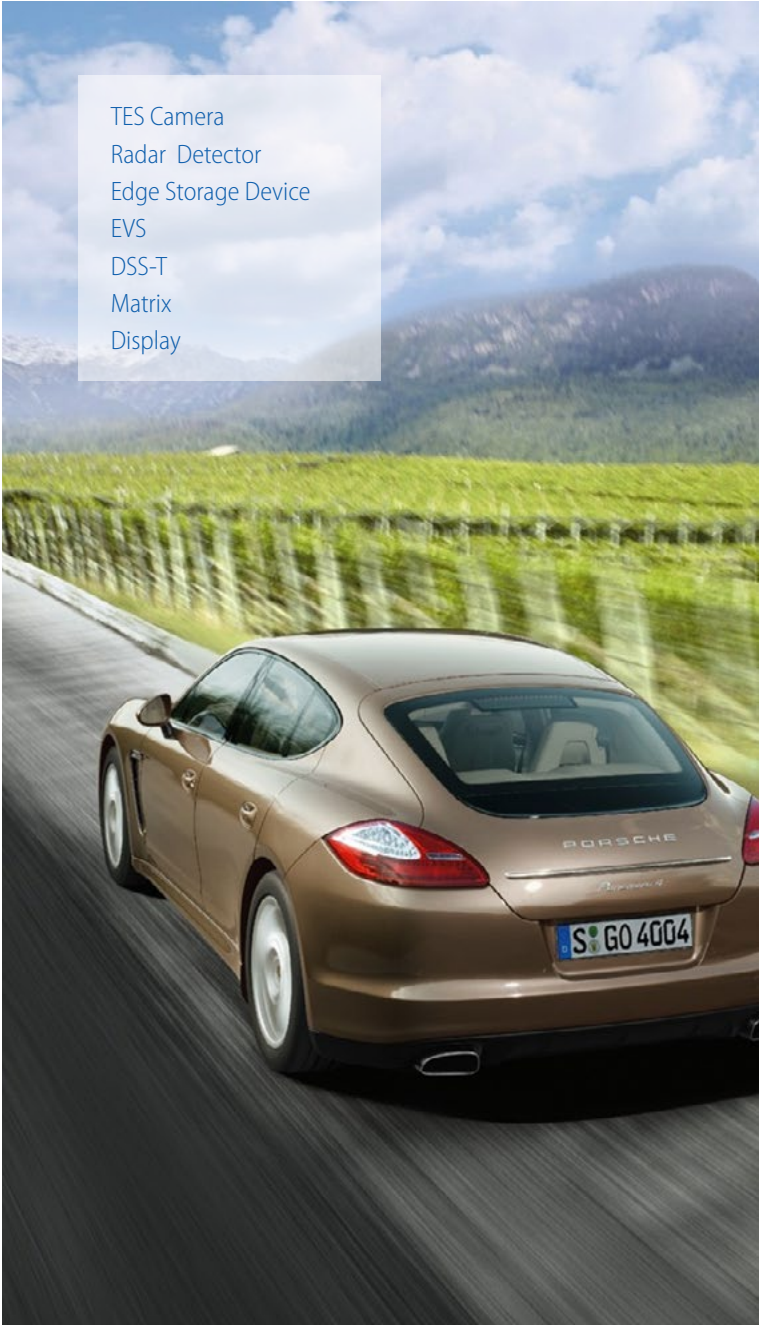
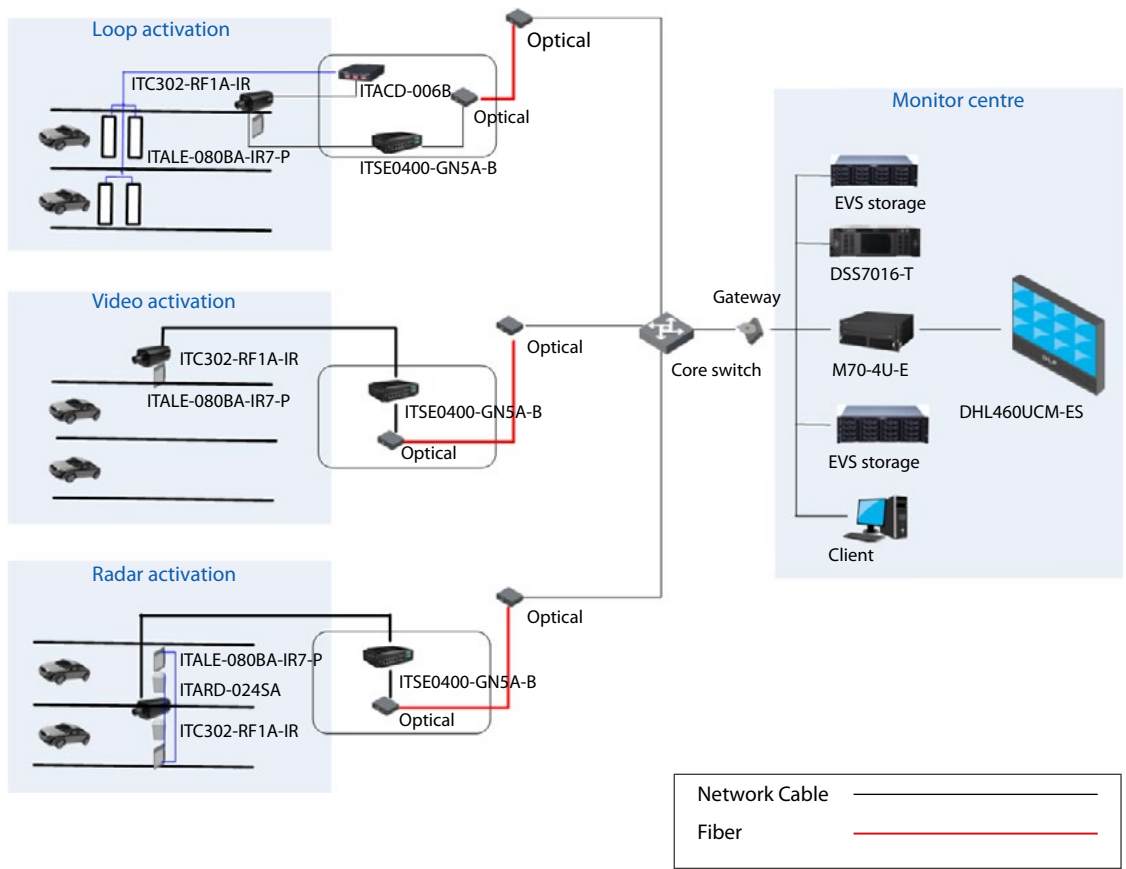
Model		DSS7016-M	DSS4004-M ★★★
Device Access	Supported Device	MDVR, MCVR,NVR, IPC, EVS, Keyboard,Cardreader,Video wall Controller	
	Add Device Method	IP/Domain, SN, DDNS	
	Device	500MDVR, 2000 Channels	200MDVR, 1000 Channels
User	User	1000 online, 10000 total	
Live Preview	Video Display Split	1/4/6/8/9/16/25/36/64	
	Max. Preview Screens	4	
	Max. Views	256	
Playback	Max. Channels	36	
	Max. Task of Export	50 once	
	Feature	Snapshot, E-PTZ, Audio, Speed 1/8x~8x, Synchronization playback, POS, Fisheye dewarp, Faster/Slower play, Optional video scale	
TV Wall	Video Display Split	1/4/9/16/25/32/64	
	Feature	Liveview, Playback, PTZ control on the TV Wall	
Other Function	E-map	Raster map, Google online/offline map	
	Deployment	Stand-alone, Distributed, Cascade	
	Feature	Support google e-map for vehicles Support E-Fence function for different area (forbidde--rrivie/departure area and etc.) Support Vehicles Monitoring function (real-time locus / history locus) Support various vehicles reports	
Minimum System Requirements	OS	32/64 bit Windows XP/Vista/7/8/10	
	CPU	Core 2 dual-core 3.0 or above	
	RAM	2GB or above	
	Display Resolution	1024 ×768 or above	



# ANPR Solution

## Features

- **Suspected vehicle detection**  
Multiple system function such as suspected vehicle detection, bus lane enforcement with white & black list.
- **Embedded with LPR**  
Embedded various algorithm into camera, reliable system with low power consumption.
- **Light pollution free**  
IR solution, harmless to driver's eye.

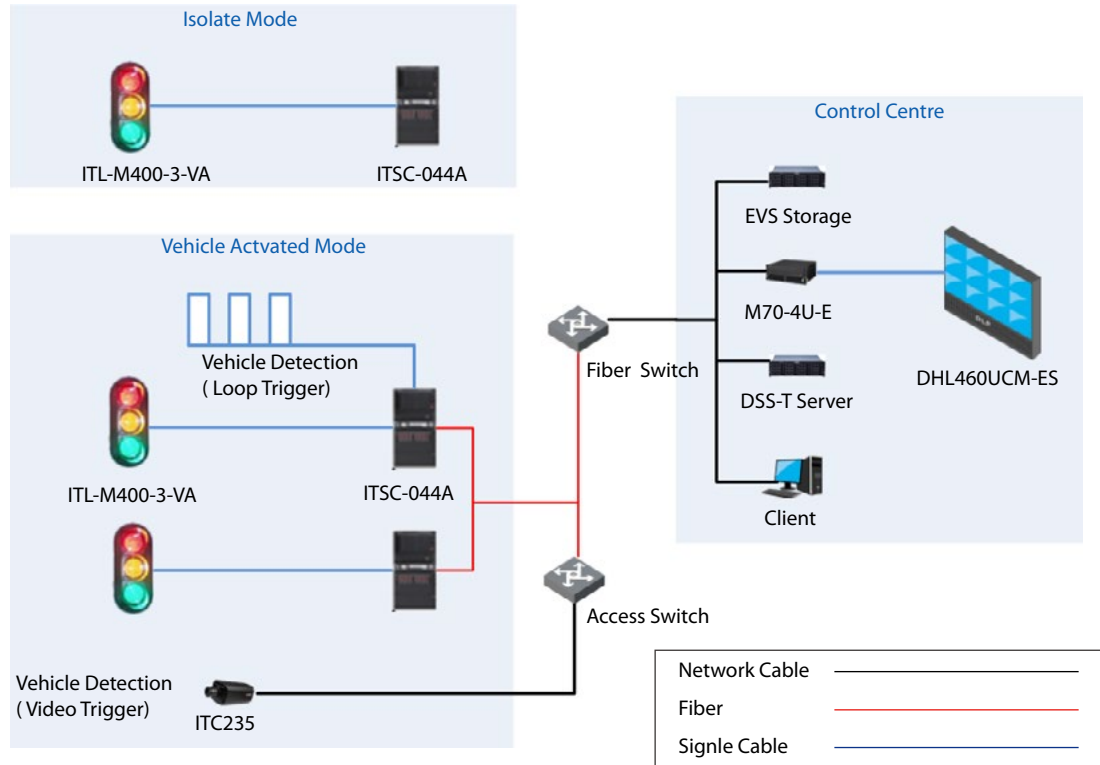




# Traffic Signal System Solution

## Features

- **High performance & reliability**  
Up to 16 signal groups. Designed for harsh environments. Support yellow flasher. Improve intersection traffic efficiency and avoid accident at intersection.
- **Traffic data collection & analysis**  
Support multiple detector inputs, provide traffic data collection and analysis
- **Variety of signal control modes**  
Provide isolated control, vehicle actuated control, central coordinate control.
- **Safty**  
Provide conflict monitor to perform full range of conflict situations including monitoring of critical time periods (e.g. Green duration).

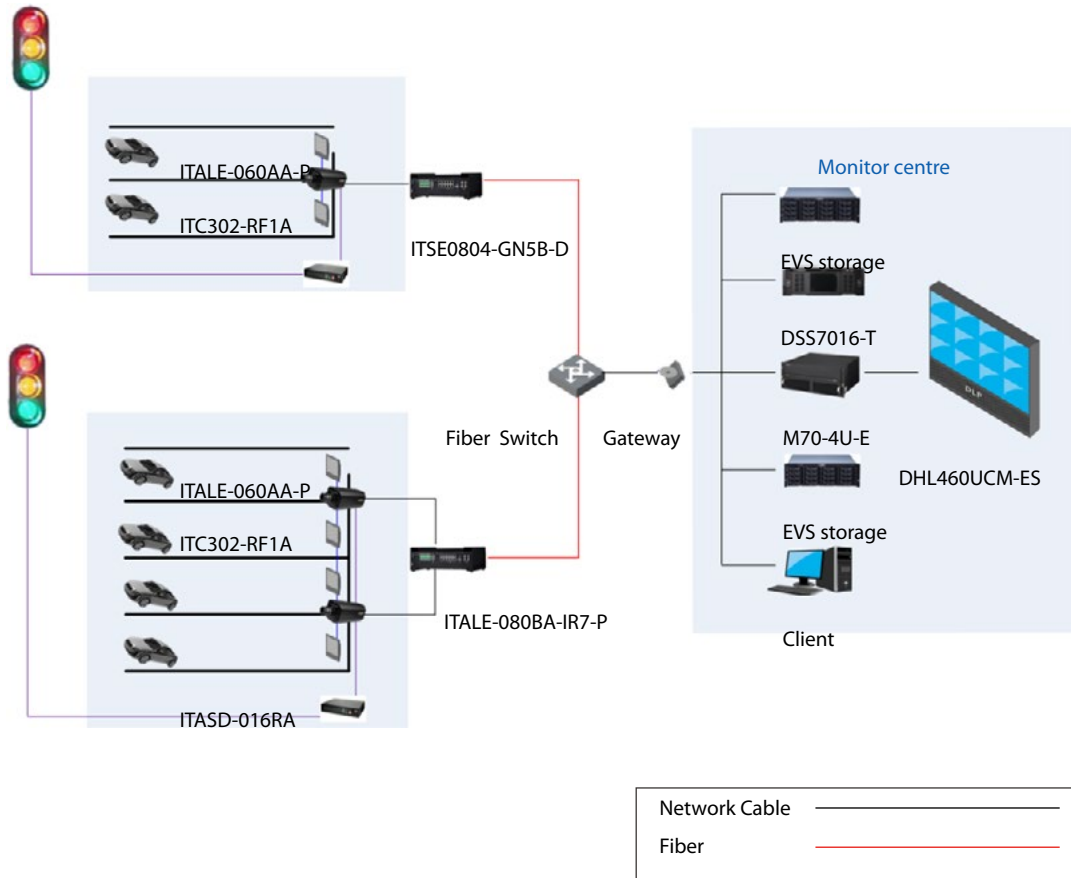


# Solution

## Redlight-Enforcement Solution

### Features

- **Red-light runner and other traffic violation enforcement**  
Detects the red light runner with video analysis, the violated data includes time, place, car plate, speed, violation type. Verification before uploading the data to official violation database
- **Embedded with OCR based on DSP**  
Multi-core processors, better image quality, high-speed vehicle detection
- **Multiple-detection Mode**  
Supports loop and video detection..The other detection mode can replace the previous one once the original method is invalid

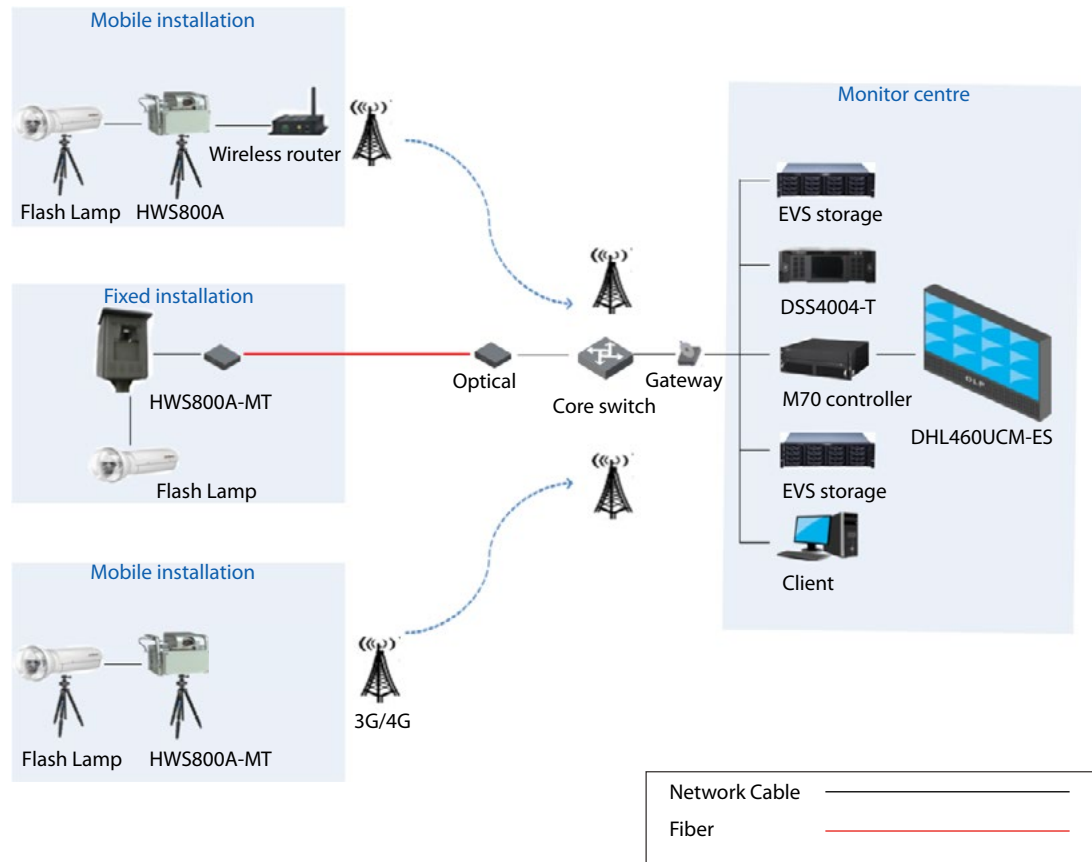




# Speed Measuring Solution

## Features

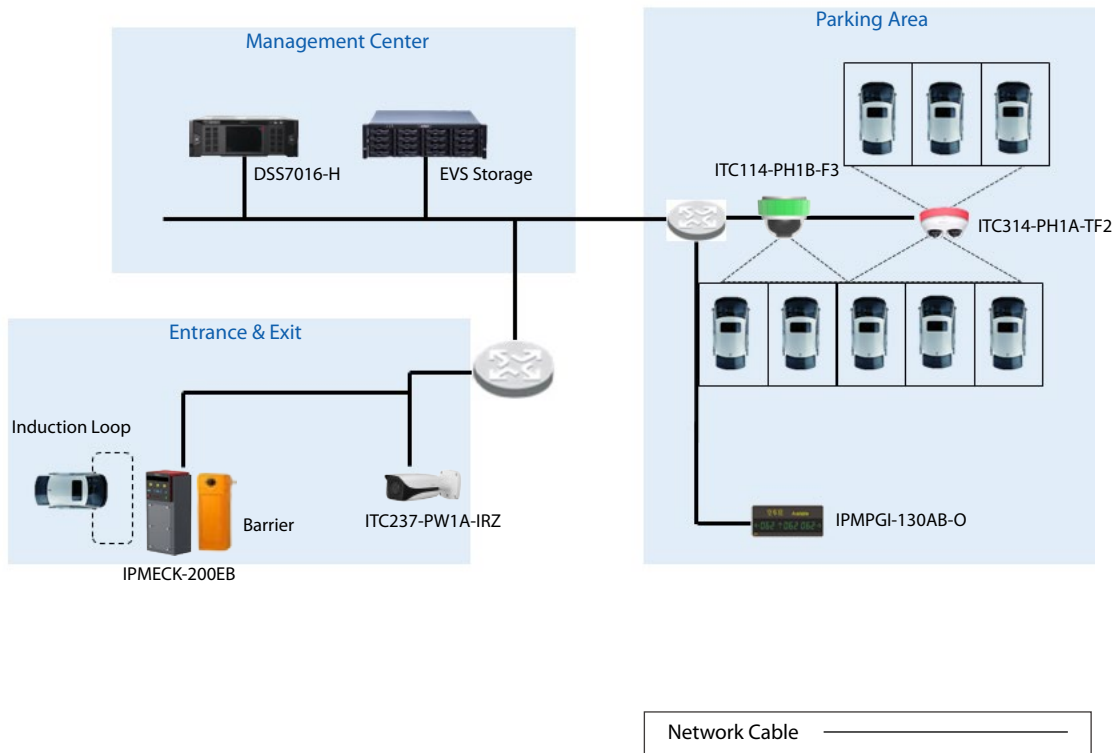
- Detect the overspeed violation including vehicle classification and lane No.
- Support detecting vehicle type by vehicle length
- Support various speed limitation setting according to vehicle type
- Monitor the plate number clearly even when managing 4 lanes



# Parking Solution

## Features

- **Promote The Parking Entry Efficiency**  
 Intergration of LPR algorithm in camera enables automatic access to parking lot directly without stopping car to get a ticket.
- **Parking Guidance**  
 Easy to find a free space with the indicator of Dahua guidance screen and detection camera in a minuite

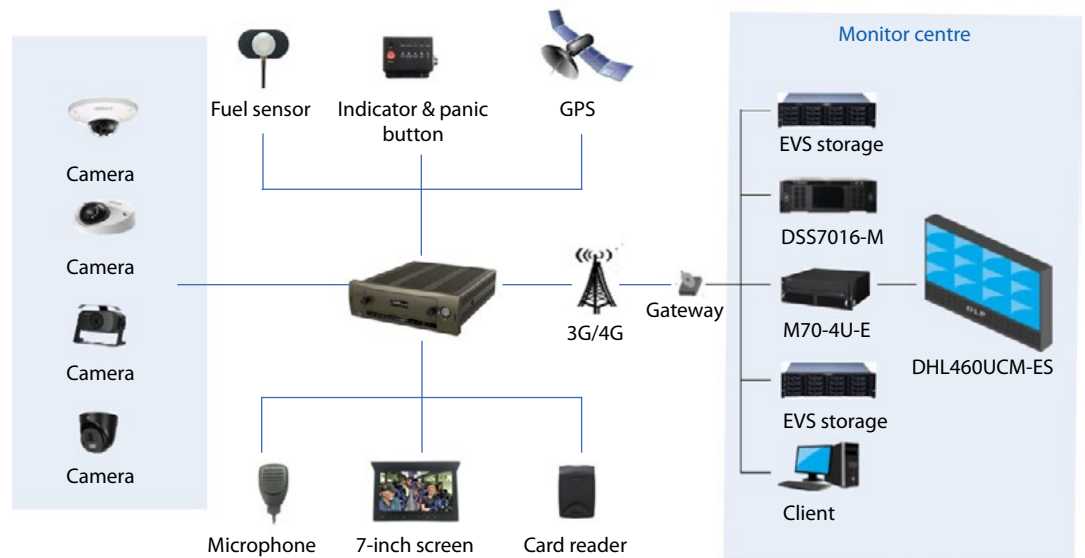


Access ANPR /Ticket Controller  
 Spot Detection Camera  
 Guidance Screen  
 DSS-T/H

# Mobile Surveillance Solution

## Features

- Kinds of solutions for different applications, such as city bus/school bus/taxi/police car/train/truck.
- High-definition real-time recording
- Various accessories
- Reliable VMS help to improve vehicle management efficiency
- Vehicle location tracking, monitoring and information upload by GPS and wireless network: 3G/4G/Wi-Fi
- Comply with EN50155, E-Mark, ISO16750, ISO7637-2



Mongolian Speed-Measurement System



Laos ANPR System



Poland City Road Project



Parking Lot project in Dahua Hangzhou




Brazil Toll Station Project



Columbia Mobile Enforcement Project



Mongolia Traffic Center



Hangzhou Traffic Command Center



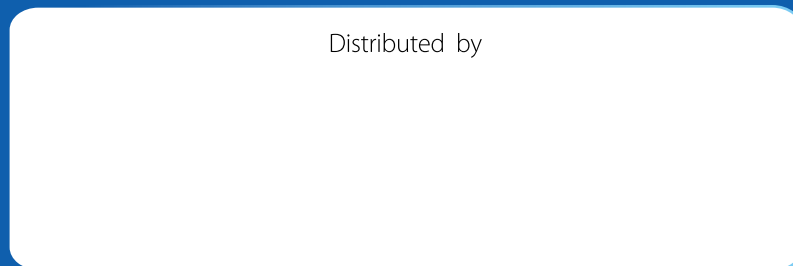
Community Parking in Xinjiang





*QUALITY BY DESIGN*

Distributed by



\* Design and specifications are subject to change without notice.

Intelligent Traffic System -02, Aug 2017



www.dahuasecurity.com

## DAHUA TECHNOLOGY

No.1199 Bin'an Road, Binjiang District, Hangzhou, China. 310053

Tel: +86-571-87688883 Fax: +86-571-87688815

Email: [overseas@dahuatech.com](mailto:overseas@dahuatech.com)

[www.dahuasecurity.com](http://www.dahuasecurity.com)



© Dahua Technology, All rights reserved